

SL-T4234IRC150-L340-2PIN DATA SHEET

SPEC. NO. : SZ19121601
DATE : 2019/12/28
REV. : A/1

Approved By:

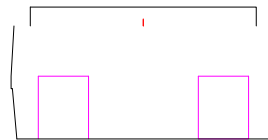
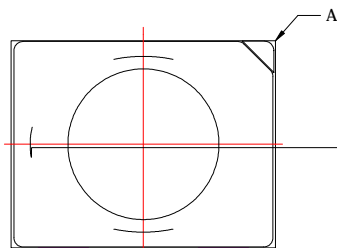
Checked By:

Prepared By:


Features

- Pb free product—RoHS compliant
- Low power consumption, High efficiency
- Reliable and rugged
- Long life – solid state reliability
- Radiant angle: 20°

Package Dimension



Note:
A: Nick Mark




Part NO.	Chip Material	Lens Color
SL-T4234IRC150-L340-2PIN	AlGaAs/Si	Water Clear

Notes:

1. All dimensions are in millimeters.
2. Tolerance is $\pm 0.10\text{mm}$ unless otherwise noted
3. Specifications are subject to change without notice.

LIGHT



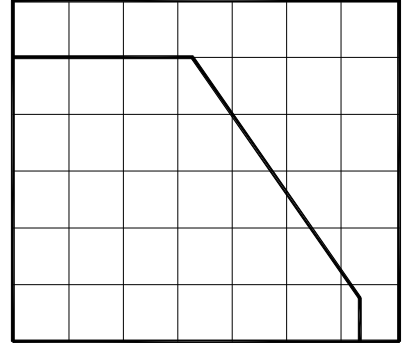
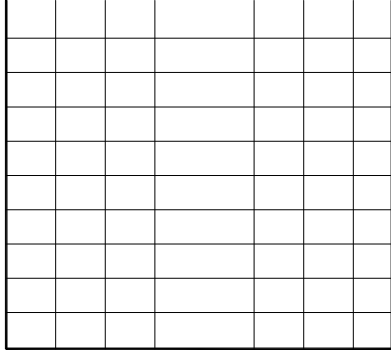


Part No.	SL-T4234IRC150-L340-2PIN	Page	3 of 9
-----------------	---------------------------------	-------------	---------------

保家




Typical Electrical / Optical Characteristics Curves
(25 Ambient Temperature Unless Otherwise Noted)



LIGHT

Label Explanation

LIGHT Universal Label

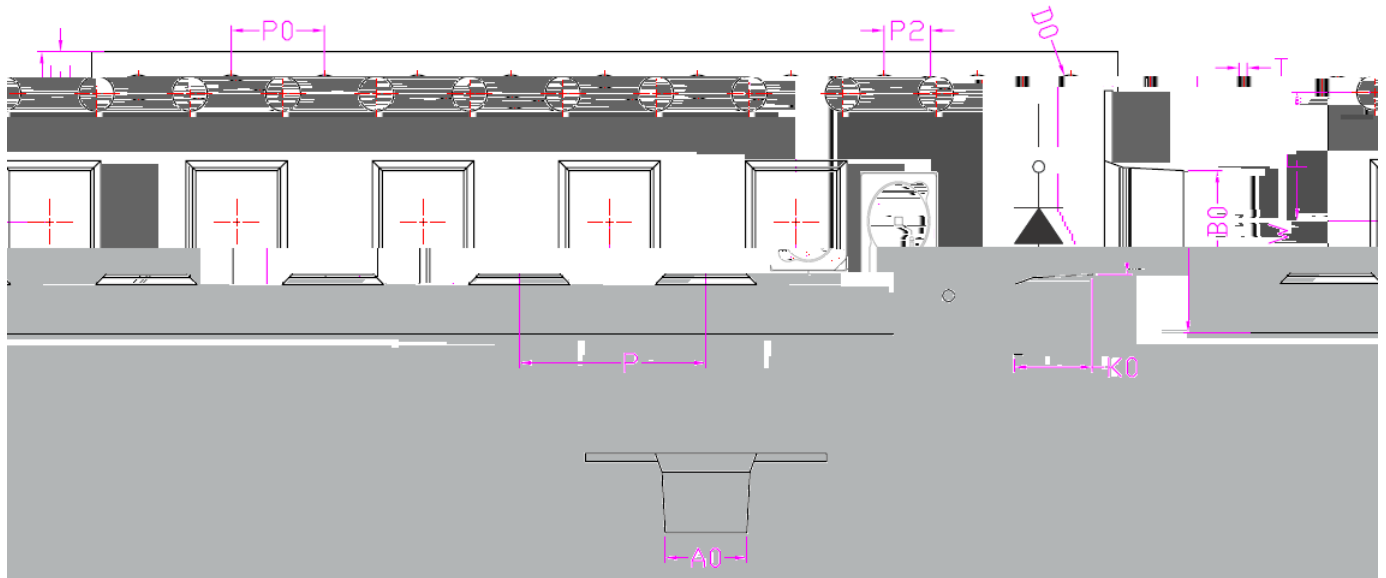


Customer Defined Label



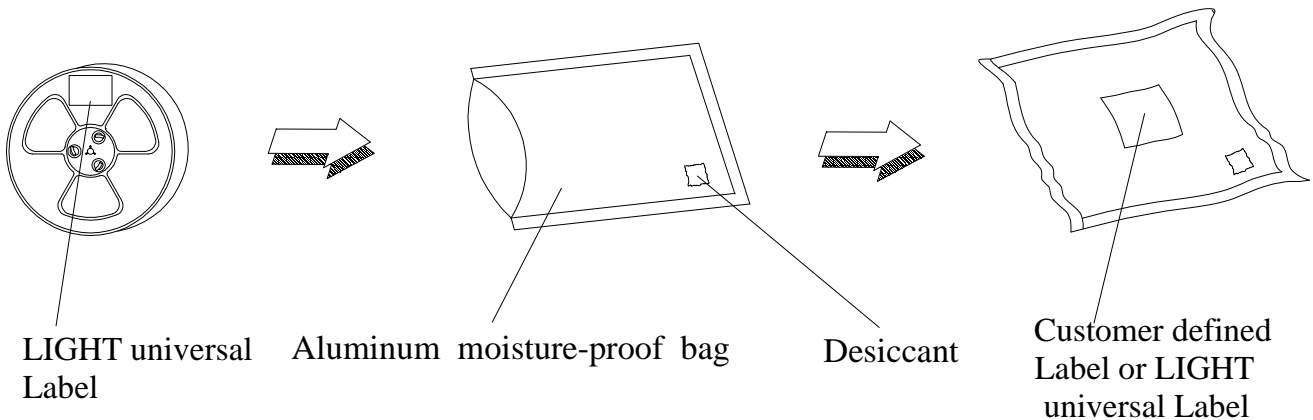
Carrier Tape Specifications (Loaded Quantity: 2200pcs/reel)

ITEM	W	A0	B0	K0	E	F	D0	P	P0	P2	T
DIM	12.00	3.50	4.40	3.40	1.75	5.50	1.50	8.00	4.00	2.00	0.35
TOLE	+0.30 -0.30	+0.10 -0.10	+0.10 -0.10	+0.10 -0.10	+0.10 -0.10	+0.10 -0.10	+0.15 -0.15	+0.10 -0.10	+0.10 -0.10	+0.10 -0.10	+0.05 -0.05

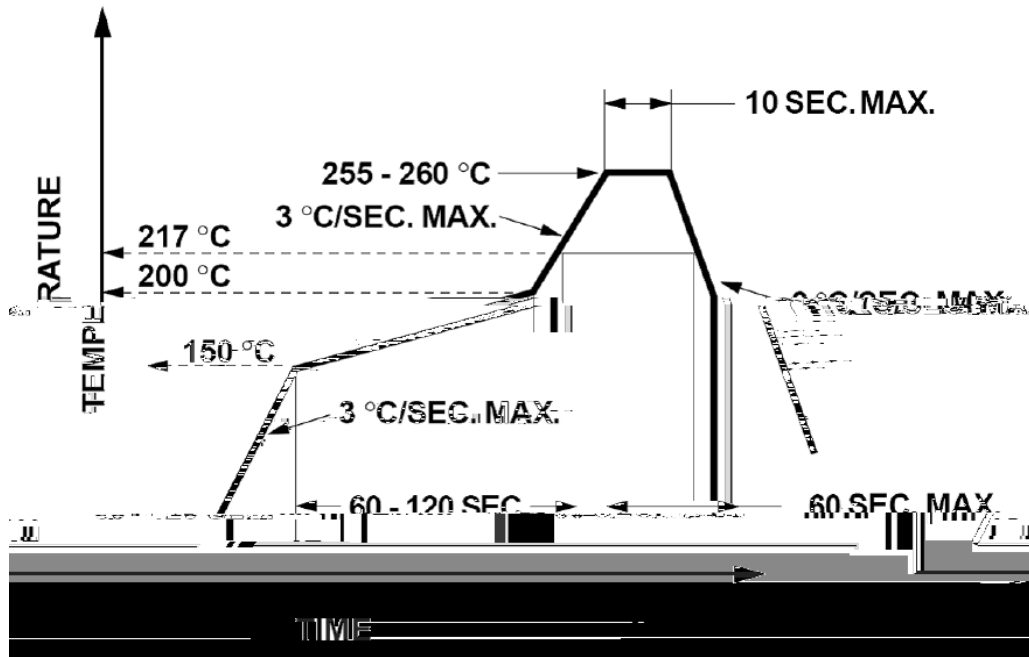


Note: Tolerance unless mentioned is ± 0.1 mm; Unit = mm

Moisture Resistant Packaging



Suggest IR Reflow Condition For Lead Free



1. Reflow soldering should not be done more than two times.
2. When soldering, do not put stress on the LEDs during heating.

Soldering iron

1. When hand soldering, the temperature of the iron must less than 300 for 3 seconds.
2. The hand solder should be done only onconcl 344.59 c ai Tm 6(.4(13-4.0(d)4.1(er)4.36 385.88 Tm