

SL-T0603WD005-L60 DATA SHEET

SPEC. NO. : SZ18032809
DATE : 2021/10/17
REV. : A/1


Approved By:


Checked By:

Prepared By:

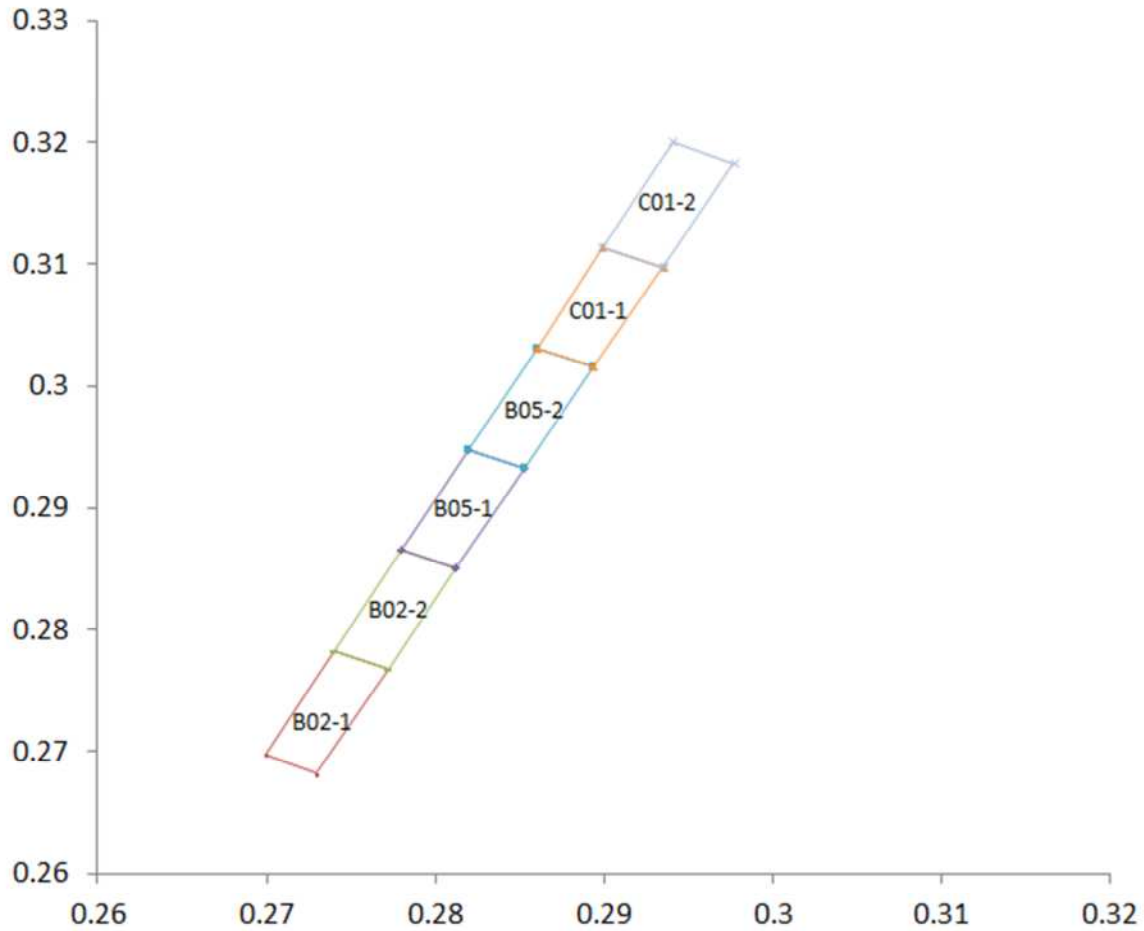


LIGH






Chromaticity Coordinates (Ta=25°C, IF=20mA)



色区坐标	X1	Y1	X2	Y2	X3	Y3	X4	Y4
B02-1	0.2729	0.2682	0.2699	0.2697	0.2740	0.2783	0.2772	0.2768
B02-2	0.2772	0.2768	0.2740	0.2783	0.2780	0.2866	0.2812	0.2850
B05-1	0.2812	0.2850	0.2780	0.2866	0.2820	0.2948	0.2853	0.2932
B05-2	0.2853	0.2932	0.2820	0.2948	0.2860	0.3031	0.2894	0.3015
C01-1	0.2894	0.3015	0.2860	0.3031	0.2899	0.3114	0.2935	0.3097
C01-2	0.2935	0.3097	0.2899	0.3114	0.2941	0.3200	0.2977	0.3182

LIG



affftfOFF

Label Explanation

LIGHT Universal Label

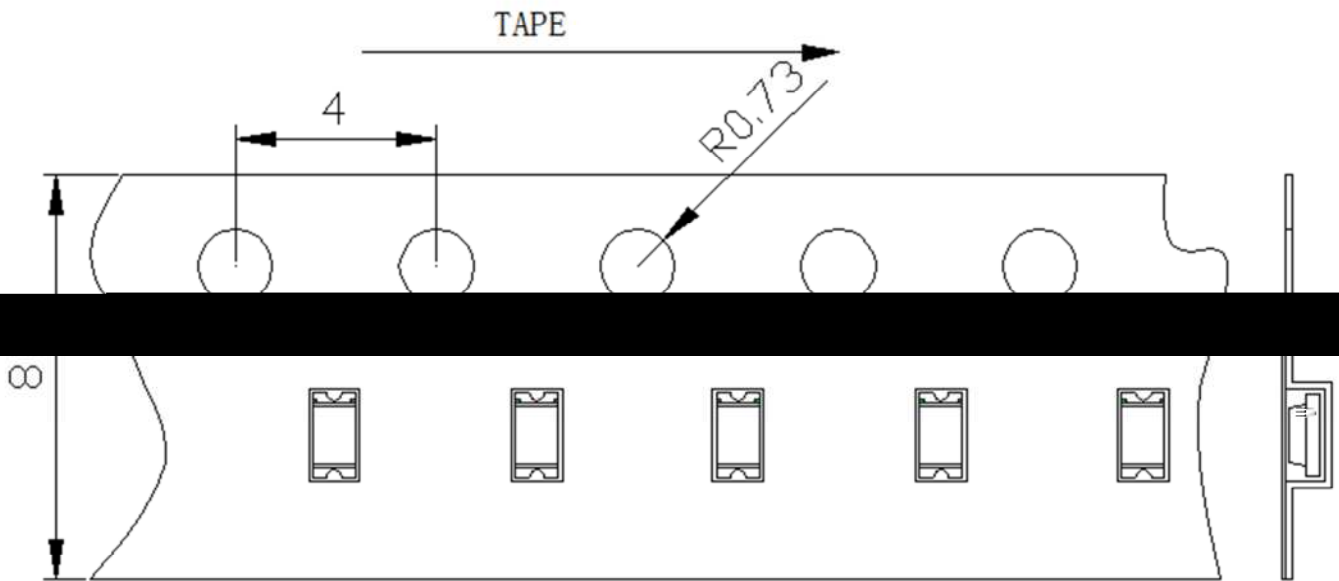
Customer Defined Label

LIGHT Light Electronics CO., LTD.	
MODEL NAME: _____	 LOT NO. :
QUANTITY: _____	
BIN: _____	
PACKING DATE: _____	
REMARKS: _____	

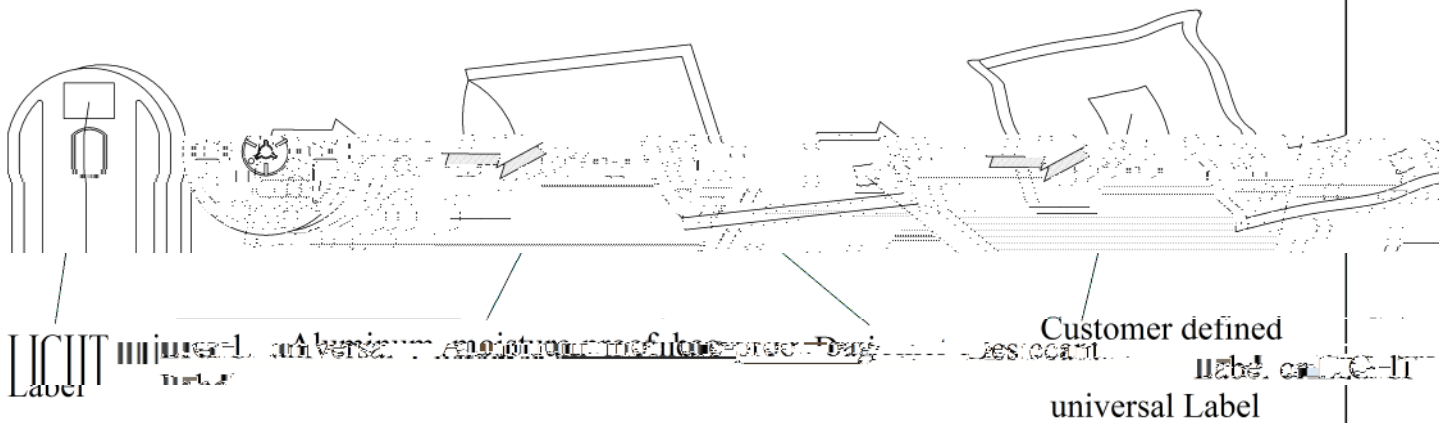
Reel Dimensions

Note: Tolerance unless mentioned is $\pm 0.2\text{mm}$; Unit = mm

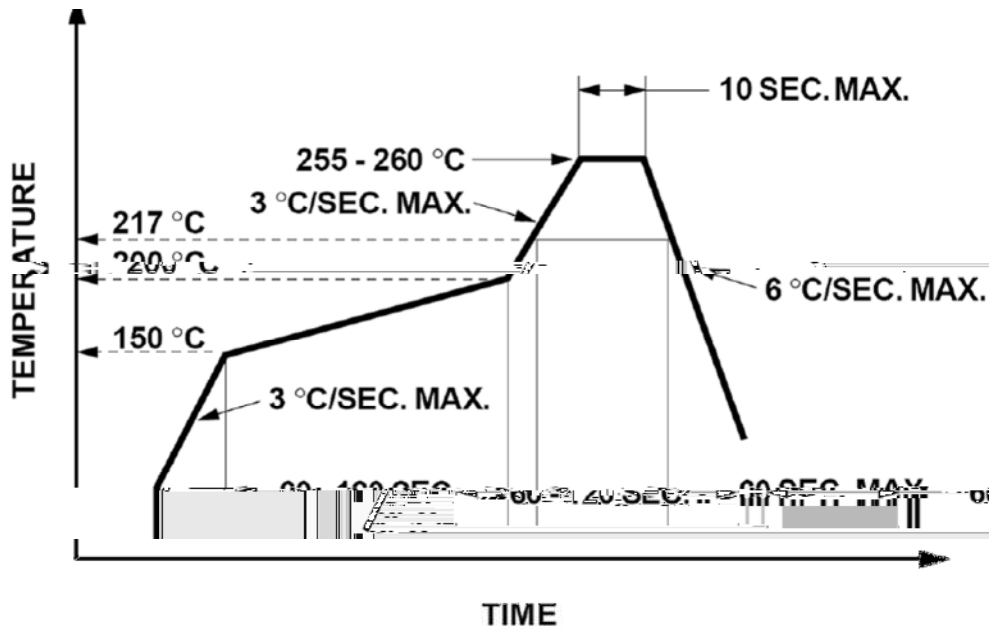
Carrier Tape Specifications (Loaded Quantity: 4000pcs/roll)



Moisture Resistant Packaging



Suggest IR Reflow Condition For Lead Free



1. Reflow soldering should not be done more than two times.
2. When soldering, do not put stress on the LEDs during heating.

Soldering iron

1. When hand soldering, the temperature of the iron must less than 300°C for 3 seconds.
2. The hand solder should be done only once.

Repairing

Repair should not be done after the LEDs have been soldered. When repairing is unavoidable, a double-head soldering iron should be used (as below figure). It should be confirmed beforehand whether the characteristics of LEDs will or will not be damaged by repairing.

