

## SL-T4234IRC150-L340-2PIN DATA SHEET

SPEC. NO. : SZ19121601  
DATE : 2019/12/28  
REV. : A/1

Approved By:

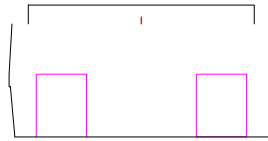
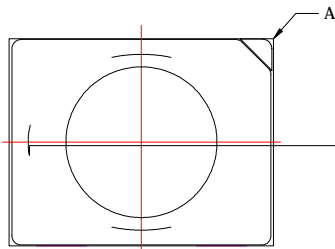
Checked By:

Prepared By:


## Features

- Pb free product—RoHS compliant
- Low power consumption, High efficiency
- Reliable and rugged
- Long life – solid state reliability
- Radiant angle: 20°

## Package Dimension



Note:  
A: Nick Mark




Part NO.	Chip Material	Lens Color
SL-T4234IRC150-L340-2PIN	AlGaAs/Si	Water Clear

### Notes:

1. All dimensions are in millimeters.
2. Tolerance is  $\pm 0.10\text{mm}$  unless otherwise noted
3. Specifications are subject to change without notice.

# LIGHT



**Part No.** SL-T4234IRC150-L340-2PIN

**Page**

**3 of 9**



86-1-023 R9R009 001P4

**Typical Electrical / Optical Characteristics Curves**  
**(25 Ambient Temperature Unless Otherwise Noted)**

Fig.1 Spectral Distribution

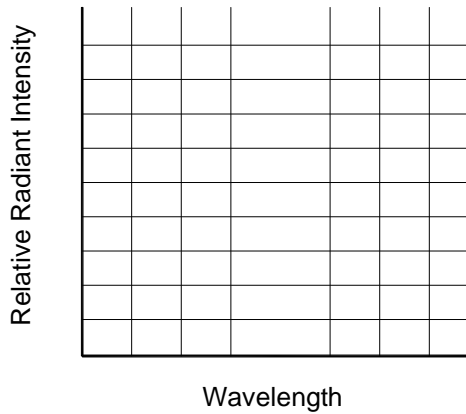


Fig.2 Forward Current Vs Ambient Temperature

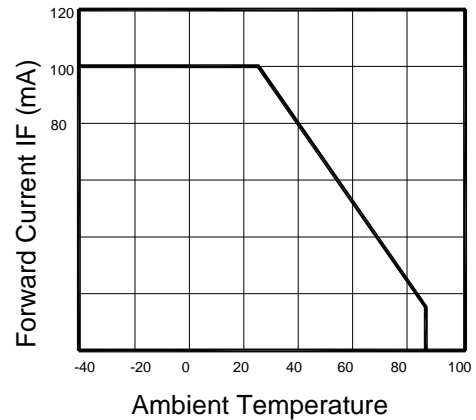


Fig.3 Forward Current Vs Forward Voltage

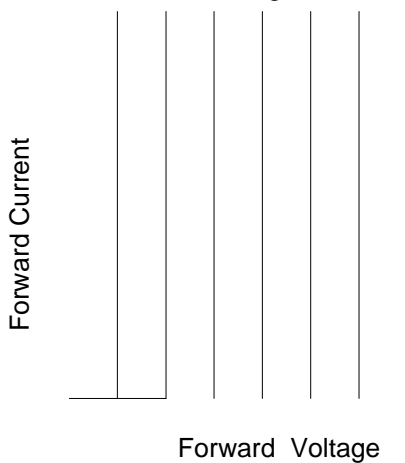


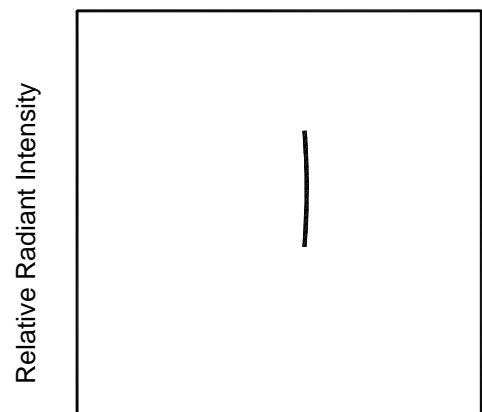
Fig.4 Relative Radiant Intensity Vs Ambient Temperature




Fig.5 Relative Radiant Intensity Vs Forward Current



Fig.6 Radiation Diagram





5

### LIGHT Universal Label

\$' i 9c( • +k6×3 ?L†ø .  
/LJKW (OHFWURQLFV & 2 /7'

02' (/ 1 \$0( \_\_\_\_\_  
4 8 \$ 17 ,7< \_\_\_\_\_  
%, 1 \_\_\_\_\_  
3 \$ & . , 1 \* '\$ 7 ( \_\_\_\_\_  
5 ( 0 \$ 5 . 6 \_\_\_\_\_

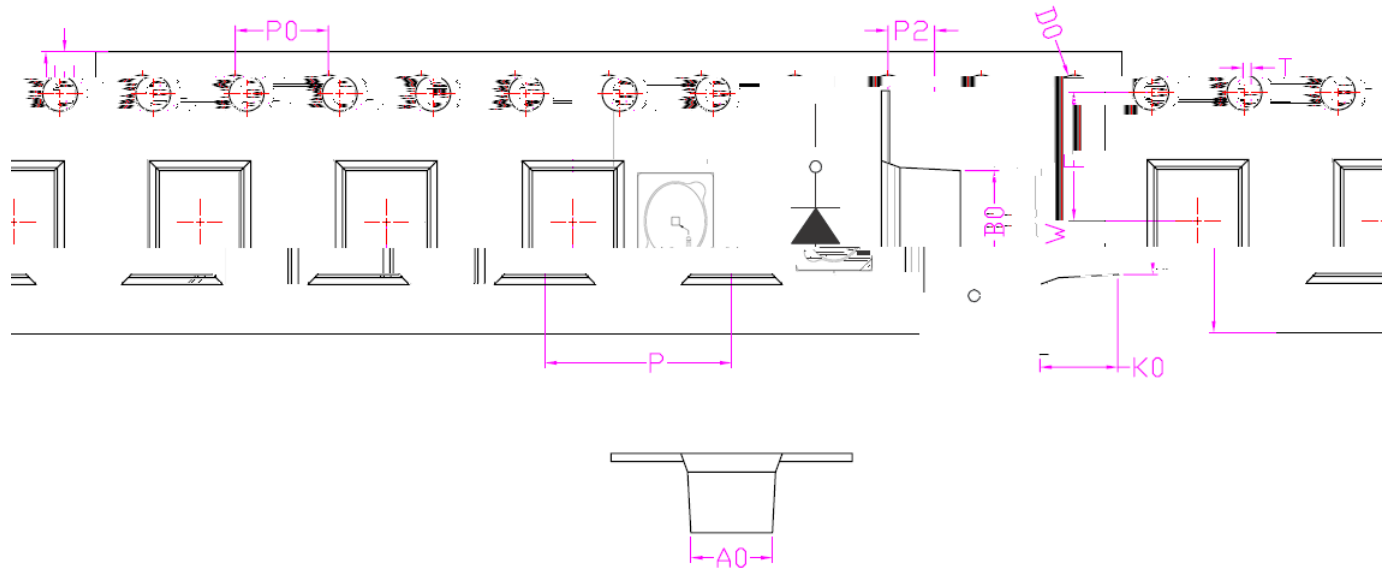
### Customer Defined Label

RoHS

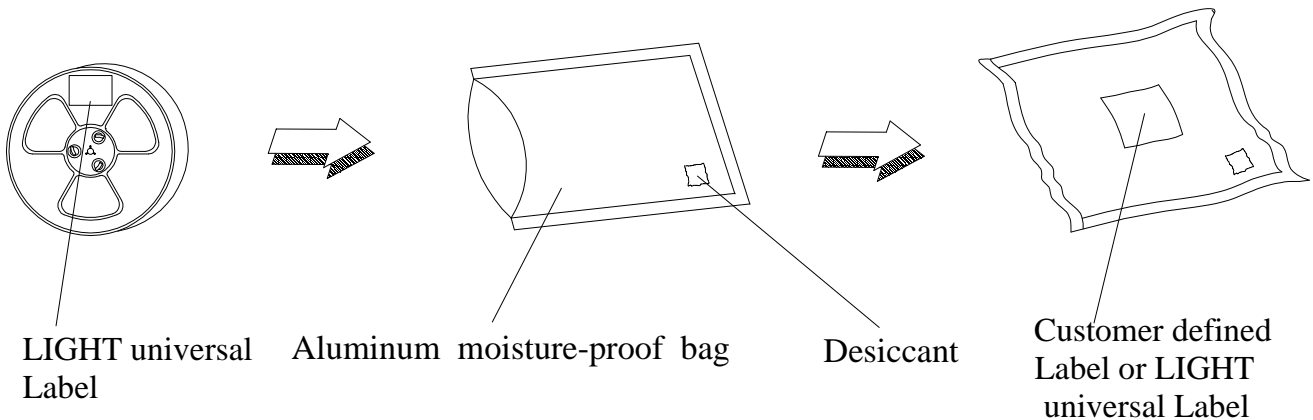
Ÿ ÷ Á -  
i H  
1•4Ÿ  
; >û U  
Ø mĭ -



ITEM	W	A0	B0	K0	E	F	D0	P	P0	P2	T
DIM	12.00	3.50	4.40	3.40	1.75	5.50	1.50	8.00	4.00	2.00	0.35
TOLE	+0.30 -0.30	+0.10 -0.10	+0.10 -0.10	+0.10 -0.10	+0.10 -0.10	+0.10 -0.10	+0.15 -0.15	+0.10 -0.10	+0.10 -0.10	+0.10 -0.10	+0.05 -0.05

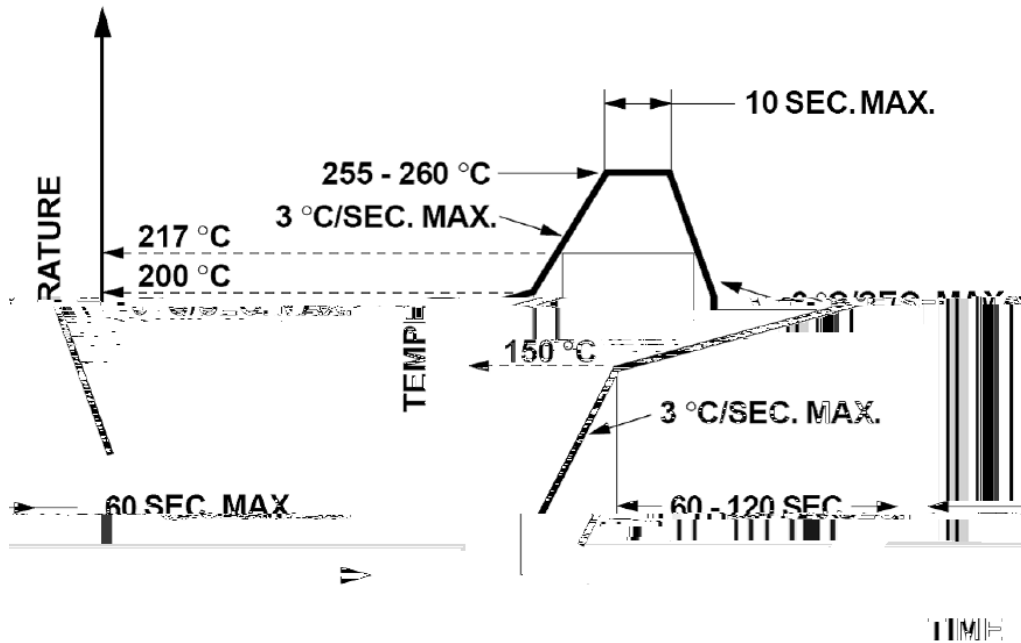


**Note:** Tolerance unless mentioned is  $\pm 0.1$ mm; Unit = mm





5.4



1. Reflow soldering should not be done more than two times.
2. When soldering, do not put stress on the LEDs during heating.

5.5

1. When hand soldering, the temperature of the iron must less than 300 for 3 seconds.
2. The hand solder should be done only onc 16.55(f)2-25036 16.55(y)-2296 T Q .