

## SL-150KGKT DATA SHEET

SPEC. NO. : SZ13092502  
DATE : 2019/8/3  
REV. : A/1

Approved By:

Checked By:

Prepared By:





## Electrical Optical Characteristics at Ta=25

Parameter	Symbol	Min.	Typ.	Max.	Unit	Test Condition	
Luminous Intensity	I <sub>v</sub>	M	18.0	---	28.0	mcd	I <sub>F</sub> =20mA (Note 1)
		N	28.0	---	45.0		
		P	45.0	---	71.0		
	1/2	---	130	---	Deg.	(Note 2)	
						I <sub>F</sub> =20mA	
		C	567.5	---	570.5	nm	I <sub>F</sub> =20mA
		D	570.5	---	573.5		
		E	573.5	---	576.5		
Spectral Line Half-Width		---	15	---	nm	I <sub>F</sub> =20mA	
Forward Voltage	V <sub>F</sub>	4	1.9	---	2.0	V	I <sub>F</sub> =20mA
		5	2.0	---	2.1		
		6	2.1	---	2.2		
		7	2.2	---	2.3		
		8	2.3	---	2.4		
Reverse Current	I <sub>R</sub>	---	---	10	μA	V <sub>R</sub> =5V	

### Note:

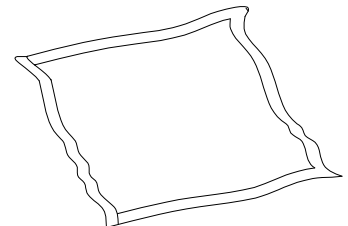
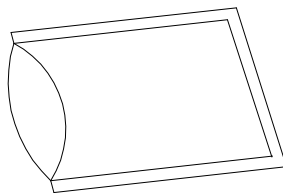
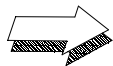
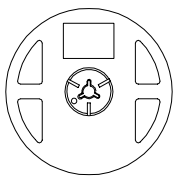
- Luminous intensity is measured with a light sensor and filter combination that approximates the CIE eye-response curve. Tolerance of Luminous Intensity: ±15%.
- 1/2 is the off-axis angle at which the luminous intensity is half the axial luminous intensity.
- single wavelength which defines the color of the device. Tolerance of Dominant Wavelength: ±1.0nm.
- Tolerance of Forward Voltage: ±0.1V.





## Carrier Tape Specifications(Loaded Quantity: 3000pcs/reel)

### Moisture Resistant Packaging



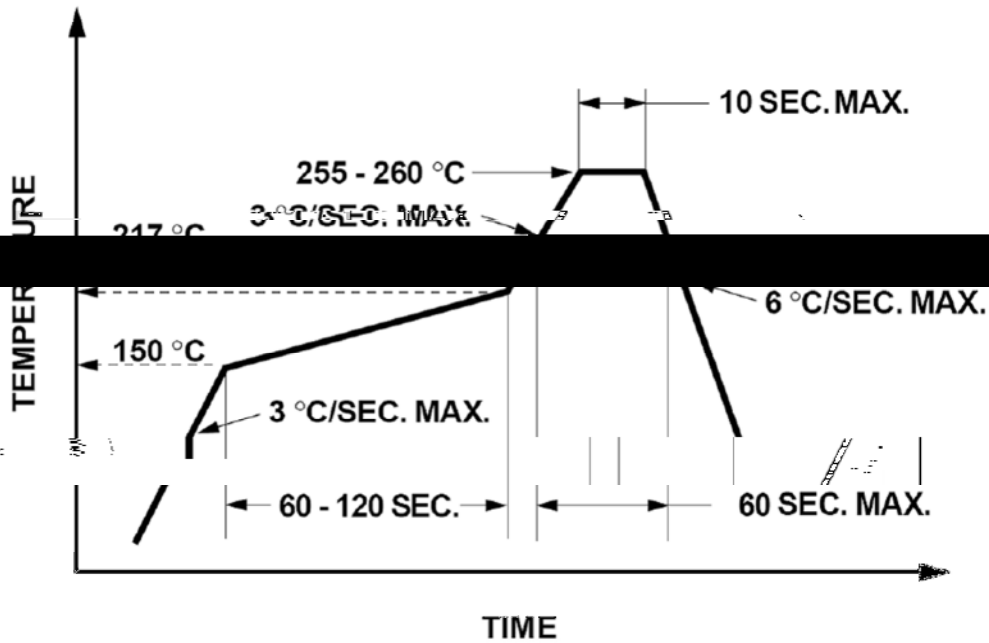
LIGHT universal  
Label

Aluminum moisture-proof bag

Desiccant

Customer defined  
Label or LIGHT  
universal Label

1. Soldering iron for reflow soldering on parallel pins



1. Reflow soldering should not be done more than two times.
2. When soldering, do not put stress on the LEDs during heating.

**Soldering iron**

1. When hand soldering, the temperature of the iron must less than 300°C for 3 seconds.
2. The hand solder should be done only once.

**Repairing**

Repair should not be done after the LEDs have been soldered. When repairing is unavoidable, a double-head soldering iron should be used (as below figure). It should be confirmed beforehand whether the characteristics of LEDs will or will not be damaged by repairing.

