







## Electrical Optical Characteristics at Ta=25°C


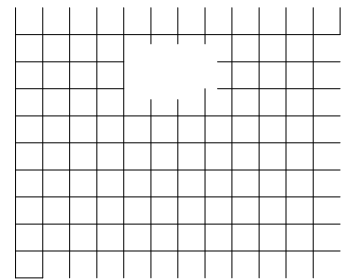
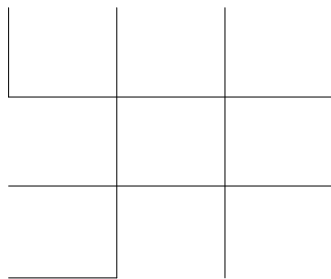
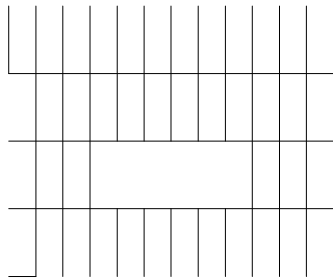
PARAMETER	SYMBOL	MIN.	TYP.	MAX.	UNITS	TEST CONDITIONS
Reverse Light Current	$I_L$	---	16.7	---	$\mu\text{A}$	$V_R=5\text{V}$ $E_e=1\text{mW}/\text{cm}^2$
Reverse Light Current	$I_L$	---	13	---	$\mu\text{A}$	$V_R=5\text{V}$ $E_e=1\text{mW}/\text{cm}^2$
Reverse Light Current	$I_L$	---	10	---	$\mu\text{A}$	$V_R=5\text{V}$ $E_e=1\text{mW}/\text{cm}^2$
Reverse Dark Current	$I_D$	---	---	10	nA	$V_R=10\text{V}$ $E_e=0\text{mW}/\text{cm}^2$
Reverse Voltage	$V_{(R)}$	30	---	---	V	$I_R$
Forward Voltage	$V_F$	---	---	1.3	V	$I_F=10\text{mA}$
	$1/2$	---	135	---	Deg.	(Note 1)
	$1/2$	---	135	---	Deg.	
Rise Time/Fall Time	tr/tf	---	30	---	ns	$V_R=10\text{V}$
Total Capacitance	$C_T$	---	12	---	pF	$V_R=5\text{V}$ $E_e=0\text{mW}/\text{cm}^2$ $f=1.0\text{MHz}$

### Note:

$1/2$  is the off-axis angle at which the Reverse Light Current is half the axial Reverse Light Current.

2. The  $I_L$  guarantee should be added  $\pm 15\%$  tolerance.



**Typical Electrical / Optical Characteristics Curves**  
(25°C Ambient Temperature Unless Otherwise Noted)





LIC

## Label Explanation

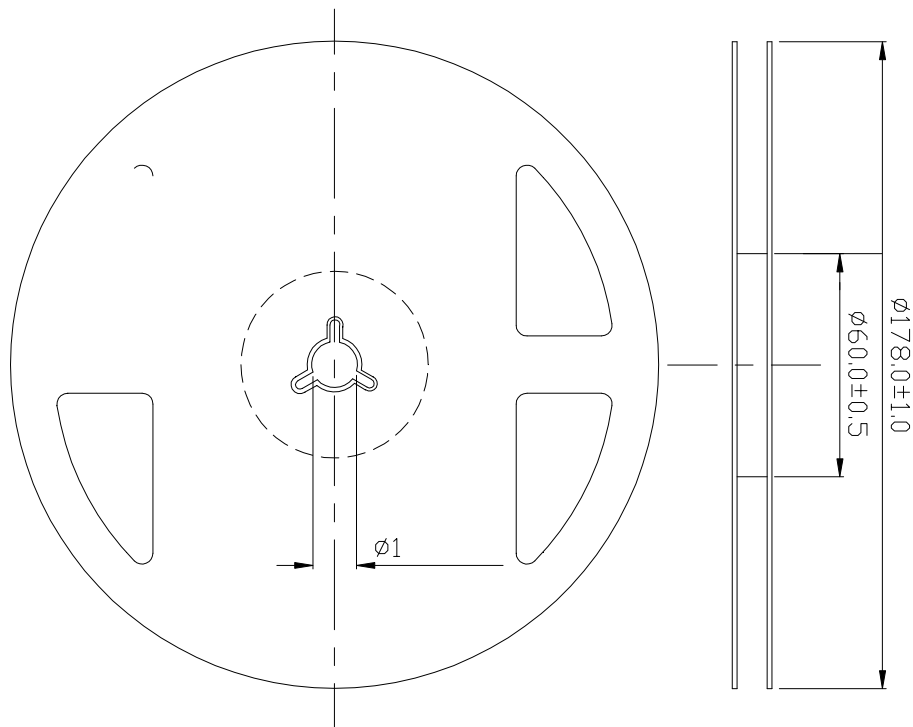
LIGHT Universal Label

<b>LIGHT</b>		
Light Electronics CO., LTD.		
MODEL NAME: _____	 LOT NO : _____	
QUANTITY: _____		
BIN: _____		
PACKING DATE: _____		
REMARKS: _____		

Customer Defined Label

<b>LIGHT</b>		
Light Electronics CO., LTD.		
MODEL NAME: _____	 LOT NO : _____	
QUANTITY: _____		
BIN: _____		
PACKING DATE: _____		
CUSTOMER P/N: _____		

## Reel Dimensions



保潔



