

SL-T4233IRC050-L365-C DATA SHEET

SPEC. NO. : SZ21110201
DATE : 2021/11/02
REV. : A/0

Approved By:

Checked By:

Prepared By:



Absolute Maximum Ratings at Ta=25

Parameter	MAX.	Unit
Power Dissipation	75	mW
Continuous Forward Current	50	mA
Peak Forward Current ^{*2}	500	A
Reverse Voltage	5	V
Electrostatic Discharge (HBM) ^{*3}	2000	V
Moisture Sensitivity Level ^{*1}	5a	
Operating Temperature	-40 to + 85	
Storage Temperature	-40 to + 100	
IR Reflow Temperature	260 for 10 Seconds MAX.	

1. Storage and operating:

- (1). Storage requirements before vacuum bag opened: Temperature<30 , Humidity<65%RH;
- (2). Check air leakage and vacuum bag damage before opened. If there is any issue found, check the humidity indicator card immediately after bag opened:
 - a. If color changes on “10% circle” of the humidity indicator card only and not the circles of 20% and above, components can be used without additional handling;
 - b. If color changes on both 10% and 20% circles but not the circles of 30% and above, components must be dehumidified according to the conditions of bullet (5);
 - c. If color changes on 10%, 20%, and 30% circle or above, the product should be returned to the supplier for high temperature dehumidification;
- (3). After bag opened, manual soldering or reflow process must follow the following requirements:
 - a. Complete soldering / reflow within 24 hours;
 - b. Requirements of working environment: Temperature<30 , Humidity<60%RH;
- (4). If the working condition is outside (3)a or (3)b requirement, the components must be dehumidified according to the conditions of bullet (5);
- (5). Low temperature dehumidification: temperature 60±5 , at least 24 hours;
- (6). Shelf life: 60 days. If it's over 60 days from the production date on the package label, the components must be dehumidified according to the condition of bullet (5). If customer is unable to dehumidify, return components to LIGHT for dehumidification.

2. Peak Forward Current:

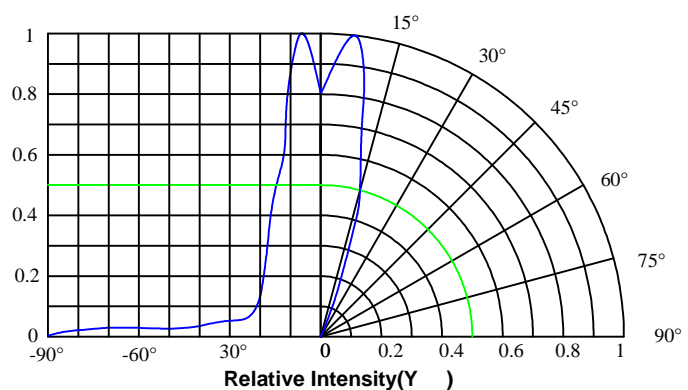
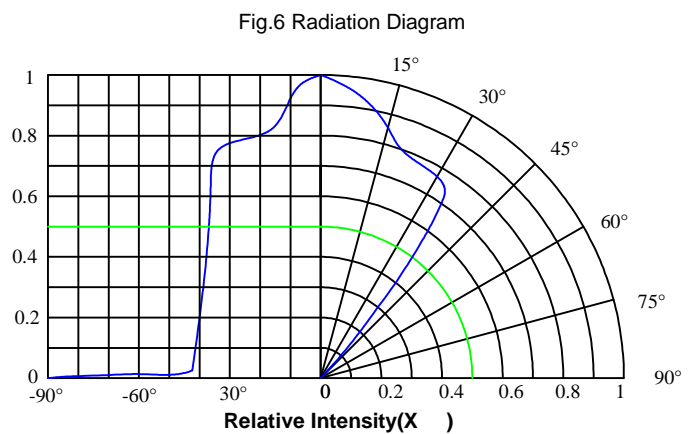
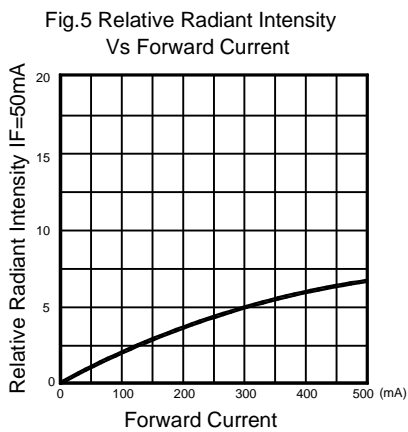
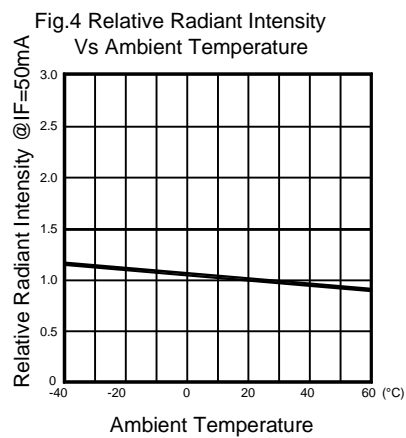
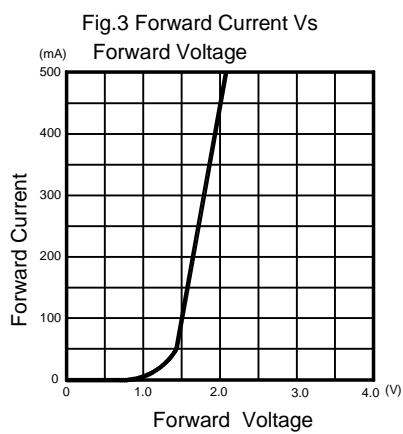
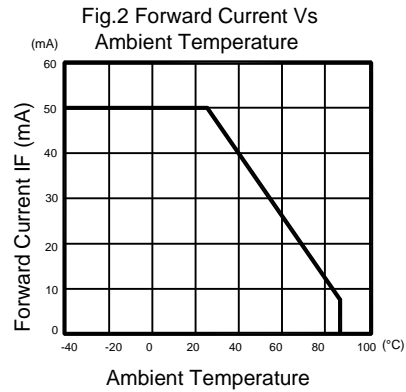
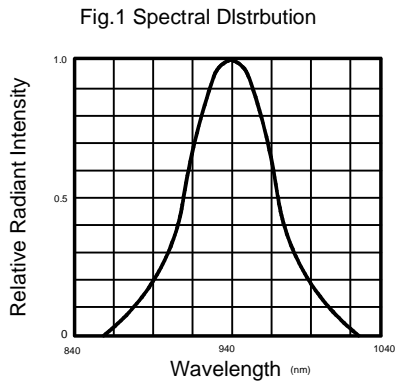
Condition for is IFP pulse: Pulse Width 100µs and duty 1%.

3. Caution in ESD:

Electrical Optical Characteristics at Ta=25

Parameter	Symbol	Min.	Typ.	Max.	Unit	Test Condition
Radiant Intensity	I _e	10	16	---	mW/sr	I _F =20mA (Note 1,3)
		25	40	---	mW/sr	I _F =50mA (Note 1,3)

Typical Electrical / Optical Characteristics Curves (25 Ambient Temperature Unless Otherwise Noted)




Radiant Intensity Bin Code (IF=50mA)

BIN CODE	Min.(mW/sr)	Max. (mW/sr)
13	25	31
14	31	37.5
15	37.5	45
16	45	54
17	54	64.8

NOTE

LIGHT



Part No.	SL-T4233IRC050-L365-C	Page	7 of 9
-----------------	------------------------------	-------------	---------------



